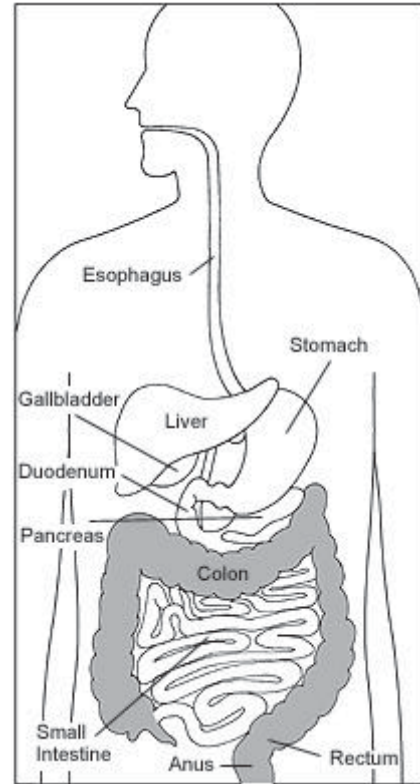


Colonoscopy

Colonoscopy (koh-luh-NAH-skuh-pee) lets the physician look inside your entire large intestine, from the lowest part, the rectum, all the way up through the colon to the lower end of the small intestine. The procedure is used to look for early signs of cancer in the colon and rectum. It is also used to diagnose the causes of unexplained changes in bowel habits. Colonoscopy enables the physician to see inflamed tissue, abnormal growths, ulcers, and bleeding.

For the procedure, you will lie on your left side on the examining table. You will probably be given pain medication and a mild sedative to keep you comfortable and to help you relax during the exam. The physician will insert a long, flexible, lighted tube into your rectum and slowly guide it into your colon. The tube is called a colonoscope (koh-LON-oh-skope). The scope transmits an image of the inside of the colon, so the physician can carefully examine the lining of the colon. The scope bends, so the physician can move it around the curves of your colon. You may be asked to change position occasionally to help the physician move the scope. The scope also blows air into your colon, which inflates the colon and helps the physician see better.



The digestive system

If anything abnormal is seen in your colon, like a polyp or inflamed tissue, the physician can remove all or part of it using tiny instruments passed through the scope. That tissue (biopsy) is then sent to a lab for testing. If there is bleeding in the colon, the physician can pass a laser, heater probe, or electrical probe, or can inject special medicines through the scope and use it to stop the bleeding.

Bleeding and puncture of the colon are possible complications of colonoscopy. However, such complications are uncommon.

Colonoscopy takes 30 to 60 minutes. The sedative and pain medicine should keep you from feeling much discomfort during the exam. You will need to remain at the colonoscopy facility for 1 to 2 hours until the sedative wears off.

Colon and Rectal Center of Arizona

Elizabeth McConnell, M.D. FACS, FASCRS
Dr. McConnell: 602-253-4271 X1002
20325 N 51st Ave, Suite 102
Glendale, AZ 85308

Adrienne Forstner-Barthell, M.D.
Dr. Forstner-Barthell Patients: 602-993-2622
18275 N 59th Ave, BLD H Suite 146
Glendale, AZ 85308

To Schedule Your Appointment Call us at (602) 938-6960 : Time & Date _____

____ Banner Thunderbird Out Patient Center 5555 W Thunderbird Glendale, AZ 85306
____ Arrowhead Hospital Outpatient 18701 N 67th Ave, Glendale, Az 85308
____ Banner Estrella Surgery Center 9301 W Thomas Rd Phoenix, AZ 85037

Colonoscopy Bowel Prep Instructions-Movi-Prep

You are scheduled to have a colonoscopy, which requires a thorough cleansing of the colon prior to the procedure. You will be given a prescription for MoviPrep solution. The process will require that you follow the instructions listed below very carefully. If you have any problems or questions, please call our office.

- You will be on a **CLEAR LIQUID DIET ONLY STARTING THE DAY BEFORE YOUR PROCEDURE**- For breakfast, Lunch, and Dinner you may drink only clear liquids: Gatorade, tea, coffee, apple, or white grape juice, pop, clear broth, popsicles, plain Jell-O and water. **(NOTHING THAT HAS RED OR PURPLE ARTIFICIAL FOOD COLORING) NO SOLID FOOD CAN BE CONSUMED UNTIL AFTER YOUR COLONOSCOPY**
- If your colonoscopy is scheduled at 10 am or earlier take the first dose at 10:00 am the day before and the second dose at 10:00 pm the night before.
- If your colonoscopy is scheduled at 10:30 or later take the first dose at 6:00 pm the night before and the second dose at 6:00 am the morning of the procedure.
- If you are starting your bowel preparation the evening prior, you must consume at least 2 liters of clear liquid throughout the day before starting the MoviPrep solution.
- If you are starting your bowel preparation the morning prior, consume at least several glasses of liquid prior to the first dose and then drink at least 8 oz of fluid per hour all day.
- Take each dose of the MoviPrep following the instructions listed on the reverse side of this page.
Stop taking liquids 4 hours prior to your appointment time. Nothing to eat or drink 4 hours prior to your scheduled colonoscopy.

IMPORTANT: AFTER TAKING YOUR 1ST DOSE, YOU MUST WAIT 11-12 HOURS BEFORE TAKING YOUR 2nd DOSE.

The bowel preparation will cause you to have diarrhea - your goal is clear "stools" with little or no particulate matter. **DO NOT SKIP IMPORTANT MEDICATIONS!** If you normally take your medications in the morning, do so with a small sip of water. If you are scheduled to have a second dose the morning of your procedure, take any medications after that dose. Because of the anesthetics that you will be given, you **MUST** arrange to be accompanied and driven home by a friend or relative after your colonoscopy. Plan to be at the facility for at least 2 hours. You must arrive one hour prior to the scheduled time. You cannot drive or make legal decisions for the remainder of the day.

If the doctor takes a biopsy during the exam, we will call you with the results. If you have not heard from our office within one week, please feel free to call us. If you are scheduled for a "**SCREENING COLONOSCOPY**" and the doctor finds/biopsies/removes any polyps, your colonoscopy will be billed as a "**DIAGNOSTIC COLONOSCOPY**". This may result in a higher patient out-of-pocket expense, depending on your insurance. If you have any questions regarding this preparation or the procedure, we will be happy to answer any of your questions. Please call either of phone numbers above. If you have any questions regarding the location, date or time of your colonoscopy or insurance benefit questions please contact Thunderbird Internal Medicine at 602-938-6960

Patient Instructions—Split-Dose Regimen

The MoviPrep carton contains 4 pouches and a disposable container for mixing. You must complete the entire prep to ensure the most effective cleansing.

The evening before your colonoscopy beginning at: _____

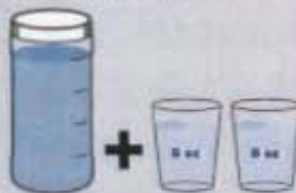
STEP 1 MIX FIRST DOSE

- Empty 1 Pouch A and 1 Pouch B into the disposable container
 - Add lukewarm drinking water to the top line of the container. Mix to dissolve
- If preferred, mix solution ahead of time and refrigerate prior to drinking. The reconstituted solution should be used within 24 hours.



STEP 2 DRINK FIRST DOSE

- The MoviPrep container is divided by 4 marks. Every 15 minutes, drink the solution down to the next mark (approximately 8 oz), until the full liter is consumed
- Drink 16 oz of the clear liquid of your choice. This is a necessary step to ensure adequate hydration and an effective prep



Clear liquids include water, ginger ale, apple juice, Gatorade[®], lemonade, and broth. No red or purple liquids

Ask your doctor if you have any questions about whether a particular drink is acceptable.

The morning of your colonoscopy beginning at: _____

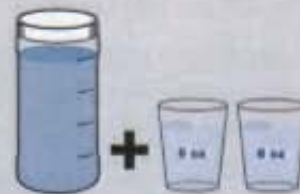
STEP 3 MIX SECOND DOSE

- Empty 1 Pouch A and 1 Pouch B into the disposable container
 - Add lukewarm drinking water to the top line of the container. Mix to dissolve
- If preferred, mix solution ahead of time and refrigerate prior to drinking. The reconstituted solution should be used within 24 hours.



STEP 4 DRINK SECOND DOSE

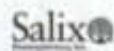
- The MoviPrep container is divided by 4 marks. Every 15 minutes, drink the solution down to the next mark (approximately 8 oz), until the full liter is consumed
- Drink 16 oz of the clear liquid of your choice. This is a necessary step to ensure adequate hydration and an effective prep



Your body loses significant amounts of fluid during bowel preparation. In order to prevent dehydration, it is important to supplement that fluid loss with clear liquids. **Make a conscious effort to drink as much as you can before, during, and after the preparation.**

If you have any questions, please call our office at _____.

*Gatorade is a registered trademark of Stokely-Van Camp, Inc., Chicago, IL.



Web site: www.salix.com 1700 Perimeter Park Drive, Morrisville, NC 27560 Tel • 888.699.5130 (7587)
©2007 Salix Pharmaceuticals, Inc. All rights reserved. Printed in USA. MOV 07/12

MoviPrep

(PEG-3350, Sodium Sulfate, Sodium Chloride, Potassium Chloride, Sodium Ascorbate and Ascorbic Acid for Oral Solution)

Rx only

Low-Volume Prep.
High-Volume Efficacy.

Colon and Rectal Center of Arizona

Elizabeth McConnell, M.D. FACS, FASCRS
Dr. McConnell Patients: 602-253-4271 X1002
20325 N 51st Ave, Suite 102
Glendale, AZ 85308

Adrienne Forstner-Barthell, M.D.
Dr. Forstner-Barthell Patients: 602-993-2622
18275 N 59th Ave, BLD H Suite 146
Glendale, AZ 85308

To Schedule Your Appointment Call us at (602) 938-6960 : Time & Date _____

____ Banner Thunderbird Out Patient Center 5555 W Thunderbird Glendale, AZ 85306

____ Arrowhead Hospital Outpatient 18701 N 67th Ave, Glendale, Az 85308

____ Banner Estrella Surgery Center 9301 W Thomas Rd Phoenix, AZ 85037

Colonoscopy Bowel Prep Instructions-Magnesium Citrate

You are scheduled to have a colonoscopy, which requires a thorough cleansing of the colon prior to the procedure. You will need to purchase 2-10 ounce bottles of magnesium citrate, which is over the counter, at your pharmacy. This process will require that you follow the instructions listed below very carefully. If you have any problems or questions, please call our office.

- You will be on a **CLEAR LIQUID DIET ONLY STARTING THE DAY BEFORE YOUR PROCEDURE**- For breakfast, Lunch, and Dinner you may drink only clear liquids: Gatorade, tea, coffee, apple, or white grape juice, pop, clear broth, popsicles, plain Jell-O and water. **(NOTHING THAT HAS RED OR PURPLE ARTIFICIAL FOOD COLORING) NO SOLID FOOD CAN BE CONSUMED UNTIL AFTER YOUR COLONOSCOPY**
- If your colonoscopy is scheduled at 10 am or earlier take the first dose at 10:00 am the day before and the second dose at 10:00 pm the night before.
- If your colonoscopy is scheduled at 10:30 or later take the first dose at 6:00 pm the night before and the second dose at 6:00 am the morning of the procedure.
- If you are starting your bowel preparation the evening prior, you must consume at least 2 liters of clear liquid throughout the day before starting the magnesium citrate.
- If you are starting your bowel preparation the morning prior, consume at least several glasses of liquid prior to the first dose and then drink at least 8 oz of fluid per hour all day. Take the first dose following these instructions: Drink one 10 ounce bottle of magnesium citrate then immediately drink two 8ounce glasses of water. Take the second dose following these instructions: Drink one 10 ounce bottle of magnesium citrate then immediately drink two 8ounce glasses of water.
- Remember to drink extra fluids before, during and after your bowel prep.
- Stop taking liquids 4 hours prior to your appointment time. Nothing to eat or drink 4 hours prior to your scheduled colonoscopy.

IMPORTANT: AFTER TAKING YOUR 1ST DOSE, YOU MUST WAIT 11-12 HOURS BEFORE TAKING YOUR 2ND DOSE. The bowel preparation will cause you to have diarrhea - your goal is clear "stools" with little or no particulate matter. **DO NOT SKIP IMPORTANT MEDICATIONS!** If you normally take your medications in the morning, do so with a small sip of water. If you are scheduled to have a second dose the morning the morning of your procedure, take any medications after that dose. Because of the anesthetics that you will be given, **you MUST arrange to be accompanied and driven home by a friend or relative after your colonoscopy.** Plan to be at the facility for at least 2 hours. You must arrive one hour prior to the scheduled time. You cannot drive or make legal decisions for the remainder of the day. **If the doctor takes a biopsy** during the exam, we will call you with the results. If you have not heard from our office within one week, please feel free to call us. If you are scheduled for a **"SCREENING COLONOSCOPY"** and the doctor finds/biopsies/removes any polyps, your colonoscopy will be billed as a **"DIAGNOSTIC COLONOSCOPY"**. This may result in a higher patient out-of-pocket expense, depending on your insurance. If you have any questions regarding this preparation or the procedure, we will be happy to answer any of your questions. Please call the number above. If you have any questions regarding the location, date or time of your colonoscopy or insurance benefit questions please contact Thunderbird Internal Medicine at 602-938-6960

Important- Magnesium Citrate cannot be taken if you are breastfeeding

Colon and Rectal Center of Arizona

Elizabeth McConnell, M.D. FACS, FASCRS
Dr. McConnell Patients: 602-253-4271 X1002
20325 N 51st Ave, Suite 102
Glendale, AZ 85308

Adrienne Forstner-Barthell, M.D.
Dr. Forstner-Barthell Patients: 602-993-2622
18275 N 59th Ave, BLD H Suite 146
Glendale, AZ 85308

To Schedule Your Appointment Call us at (602) 938-6960 : Time & Date _____

____ Banner Thunderbird Out Patient Center 5555 W Thunderbird Glendale, AZ 85306
____ Arrowhead Hospital Outpatient 18701 N 67th Ave, Glendale, Az 85308
____ Banner Estrella Surgery Center 9301 W Thomas Rd Phoenix, AZ 85037

Colonoscopy Bowel Prep Instructions-Golytely (Colyte)

You are scheduled to have a colonoscopy, which requires a thorough cleansing of the colon prior to the procedure. You will be given a prescription for Colyte. You will need to pick up your prescription at least two days prior to your colonoscopy. The process will require that you follow the instructions listed below very carefully. If you have any problems or questions, please call our office.

- You will be on a **CLEAR LIQUID DIET ONLY STARTING THE DAY BEFORE YOUR PROCEDURE**- For breakfast, Lunch, and Dinner you may drink only clear liquids: Gatorade, tea, coffee, apple juice, white grape juice, pop, clear broth, popsicles, plain Jell-O and water. **(NOTHING THAT HAS RED OR PURPLE ARTIFICIAL FOOD COLORING) NO SOLID FOOD CAN BE CONSUMED UNTIL AFTER YOUR COLONOSCOPY**
- It is important that you drink extra fluids while on your liquid diet. Drink at least 8 ounces of liquid every hour.
- You will begin drinking your Colyte as directed between 2 and 4 pm the day prior to your procedure.
- You may continue to drink liquids up until 4 hours prior to your colonoscopy.
- Stop taking liquids 4 hours prior to your appointment time. Nothing to eat or drink 4 hours prior to your scheduled colonoscopy.

The bowel preparation will cause you to have diarrhea - your goal is clear "stools" with little or no particulate matter. **DO NOT SKIP IMPORTANT MEDICATIONS!** If you normally take your medications in the morning, do so with a small sip of water. Because of the anesthetics that you will be given, **you MUST arrange to be accompanied and driven home by a friend or relative after your colonoscopy.** Plan to be at the facility for at least 2 hours. You must arrive one hour prior to the scheduled time. You cannot drive or make legal decisions for the remainder of the day. **If the doctor takes a biopsy** during the exam, we will call you with the results. If you have not heard from our office within one week, please feel free to call us. If you are scheduled for a **"SCREENING COLONOSCOPY"** and the doctor finds/biopsies/removes any polyps, your colonoscopy will be billed as a **"DIAGNOSTIC COLONOSCOPY"**. This may result in a higher patient out-of-pocket expense, depending on your insurance. If you have any questions regarding this preparation or the procedure, we will be happy to answer any of your questions. Please call our office at the phone number above. If you have any questions about the location, date or time of your colonoscopy or insurance benefit questions please contact Thunderbird Internal Medicine at 602-938-6960.

Colonoscopy Bowel Prep Instructions-**OsmoPrep tablets**

You are scheduled to have a colonoscopy, which requires a thorough cleansing of the colon prior to the procedure. **You will be given a prescription for OsmoPrep 32-tablets.** The process will require that you follow the instructions listed below very carefully. If you have any problems or questions, please call our office.

- You will be on a **CLEAR LIQUID DIET ONLY STARTING THE DAY BEFORE YOUR PROCEDURE**- For breakfast, Lunch, and Dinner you may drink only clear liquids: Gatorade, tea, coffee, apple juice, white grape juice, pop, clear broth, popsicles, plain Jell-O and water. **(NOTHING THAT HAS RED OR PURPLE ARTIFICIAL FOOD COLORING) NO SOLID FOOD CAN BE CONSUMED UNTIL AFTER YOUR COLONOSCOPY**
- If you are starting your bowel preparation in the evening, you must consume at least 2 liters of clear liquid throughout the day before starting the OsmoPrep Tablets.
- Take first dose of OsmoPrep tablets at _____ Following these instructions: Take 4 tablets every 15 minutes with an 8oz glass of clear liquid until you have consumed a total of 20 tablets and 40oz of clear liquids.
- Take second dose of OsmoPrep at _____ Following these instructions: Take 4 tablets every 15 minutes with an 8oz glass of clear liquid until you have consumed the remaining 12 tablets with 24oz of clear liquid.
- **Stop taking liquids 6 hours prior to your appointment time. Nothing to eat or drink 6 hours prior to your scheduled colonoscopy.**

IMPORTANT: AFTER TAKING YOUR 1ST DOSE, YOU MUST WAIT 11-12 HOURS BEFORE TAKING YOUR 2ND DOSE.

The bowel preparation will cause you to have diarrhea – your goal is clear “stools” with little or no particulate matter.

DO NOT SKIP IMPORTANT MEDICATIONS! If you normally take your medications in the morning, do so with a small sip of water. If you are scheduled to take your second dose of osmo prep in the morning, take any medications after that dose.

DO NOT TAKE A SPIRIN OR BLOOD THINNERS FOR 7 DAYS BEFORE YOUR COLONOSCOPY UNLESS YOU HAVE CLEARED THIS WITH YOUR SURGEON! YOUR PROCEDURE WILL BE CANCELLED!

Because of the anesthetics that you will be given, **you MUST arrange to be accompanied and driven home by a friend or relative after your colonoscopy.** Plan to be at the facility for at least 2 hours. You must arrive one hour prior to the scheduled time. You cannot drive or make legal decisions for the remainder of the day.

If you are scheduled for a “SCREENING COLONOSCOPY” and the doctor finds/biopsies/removes any polyps, your colonoscopy will be billed as a “DIAGNOSTIC COLONOSCOPY”. This may result in a higher patient out-of-pocket expense, depending on your insurance.

If the doctor takes a biopsy during the exam, we will call you with the results. If you have not heard from our office within one week, please call us.

If you have any questions or concerns you may call the office at the numbers above. After hours, the office message will refer you to an emergency contact number.

If you are scheduled for a “SCREENING COLONOSCOPY” and the doctor finds/biopsies/removes any polyps, your colonoscopy will be billed as a “DIAGNOSTIC COLONOSCOPY”. This may result in a higher patient out-of-pocket expense, depending on your insurance. If you have any questions regarding this preparation or the procedure, we will be happy to answer any of your questions. Please call either of phone numbers above. If you have any questions regarding the location, date or time of your colonoscopy or insurance benefit questions please contact Thunderbird Internal Medicine at 602-938-6960

Colon and Rectal Center of Arizona

Elizabeth McConnell, M.D. FACS, FASCRS
Dr. McConnell Patients: 602-253-4271

Adrienne Forstner-Barthell, M.D.
Dr. Forstner-Barthell Patients: 602-993-2622

To Schedule Your Appointment Call us at (602) 938-6960
Time & Date _____

____ Banner Thunderbird Out Patient Center 5555 W Thunderbird Glendale, AZ 85306
____ Arrowhead Hospital Out Patient 18701 N 67th Ave, Glendale AZ 85308
____ Banner Estrella Surgery Center 9301 W Thomas Rd Phoenix, AZ 85037

Colonoscopy Bowel Prep Instructions-Miralax/Gatorade Prep

Purchase at the Pharmacy: (4) 5mg Dulcolax Tablets (generic is OK), 238 gram bottle of Miralax and 2 liters of light Gatorade or Crystal Light.

ONE DAY PRIOR TO PROCEDURE: Only clear liquires are allowed all day. Drink plenty of fluids to stay hydrated. At **3pm**. Take 4 dulcolax tablets. At **5pm**, mix the 238 gm bottle of miralax into 64 ounces of (2 liters) of Gatorade/Crystal Light. Shake the solution until the Miralax is dissolved. Drink an 8 ounce glass every 10-20 minutes until the solution is gone. Continue drinking clear liquids until bedtime. Nothing by mouth 4 hours prior to procedure.

*******Examples of clear liquids include: black coffee (NO creamer), Tea, Carbonated Beverages, Sports drinks, chicken or beef broth, apple juice, white grape juice, popsicles, jello. (nothing that contains red or purple food coloring)**

The bowel preparation will cause you to have diarrhea - your goal is clear "stools" with little or no particulate matter.

DO NOT SKIP IMPORTANT MEDICATIONS! If you normally take your medications in the morning, do so with a small sip of water.

Because of the anesthetics that you will be given, **you MUST arrange to be accompanied and driven home by a friend or relative after your colonoscopy.** Plan to be at the facility for at least 2 hours. You must arrive one hour prior to the scheduled time. You cannot drive or make legal decisions for the remainder of the day. **If the doctor takes a biopsy** during the exam, we will call you with the results. If you have not heard from our office within one week, please feel free to call us.

If you are scheduled for a "**SCREENING COLONOSCOPY**" and the doctor finds/biopsies/removes any polyps, your colonoscopy will be billed as a "**DIAGNOSTIC COLONOSCOPY**". This may result in a higher patient out-of-pocket expense, depending on your insurance. If you have any questions regarding this reparation or the procedure, we will be happy to answer any of your questions. Please call our office at the phone number above. If you have any questions about the location, date or time of your colonoscopy or insurance benefit questions please contact Thunderbird Internal Medicine at 602-938-6960.

Potential risks of the procedure.

This procedure, like any procedure has benefits, but it also has certain risks. The risks of this procedure include those of most surgical procedures.

- 1) BLEEDING - Bleeding may be sufficient to require a blood transfusion. The likelihood of requiring a transfusion after your procedure is 1:100,000. You may donate blood for yourself, designate donors to donate blood for you (arrangements will need to be made before the procedure) or accept Banked blood. Banked blood is screened for Aids and Hepatitis. These tests are very good but not 100% accurate.
- 2) PERFORATION – To prevent bleeding the sight where a polyp is removed is coagulated with the use of heat. If the heat is left too long a hole can be made in the bowel. Most times the bowel will heal by itself with the help of time and antibiotics. Sometime the perforation is too large and a decision is made to fix the bowel with surgery, the risk of this is approximately 1:100,000. This again is a rare event and is generally known at the time the perforation occurs or in the recovery room.
- 3) HEART PROBLEMS: Any procedure may place extra strain on the heart. This could lead to irregular beat s or even a heart attack.
- 4) LUNG PROBLEMS: Any time you undergo anesthesia you may develop trouble with your lungs. This could lead to shortness of breath or even pneumonia.
- 5) DEATH : As with any medical procedure there is a risk that you could develop complications and even die. Although this is unlikely it can happen.
- 6) Other situations: Those related to your own health conditions which are not of the ordinary.

Billing Clarification.

The authorization we obtain at Thunderbird Internal Medicine is for the doctor portion only and does not include the hospital facility charges. The benefits given are not a guarantee of payment. Payment will be determined upon receipt of the claim. You will need to contact the appropriate hospital to obtain their charge and authorization information. Please call Banner Thunderbird Hospital at 602-865-2950 or Banner Estrella Surgery Center at 623-388-5750 to obtain that information.

Please note your diagnosis, charges and benefits may change if anything is found during your colonoscopy.

**THIS IS AN EXAMPLE OF THE FORM YOU WILL BE ASKED TO SIGN AT
THE OUTPATIENT CENTER THE DAY OF YOUR PROCEDURE.**



Banner Health

**CONSENT FOR
SURGERY/PROCEDURES/SEDATION/ANESTHESIA**

- Banner Desert Medical Center
 - Banner Good Samaritan Medical Center
 - Banner Health Page Hospital
 - Banner Thunderbird Medical Center
- (Check the Appropriate Facility)

Patient Label

1. I authorize the following operation(s) or procedure(s) (**No Abbreviations**) **Colonoscopy with possible biopsies and/or polypectomy**, to be performed by Dr. _____ and / or the associates or assistants of his / her choice which may include medical or surgical residents. I understand representative from a medical company, such as a sales representative, may be present during the surgical procedure to provide verbal technical advice to the surgeon, anesthesiologist and/or OR staff.
2. During the course of the operation(s) / procedure(s), unforeseen conditions may arise which may necessitate additional surgery or other therapeutic procedures to promote my well-being. I consent to other surgery / procedures as may be considered necessary or advisable by my physician(s) under the circumstances.
3. I consent to the use of sedation / anesthetics, as may be necessary and advisable, except _____. I understand that sedation / anesthesia may involve serious risk even though administered in a careful manner. I further understand that a patient should not drive, operate equipment or drink alcoholic beverages for at least 24 hours after sedation / anesthesia.
4. To further medical and scientific learning, I consent to the photographing and / or video taping of the operation(s) / procedure(s) which may reveal portions of my body, with the understanding that my identity is not to be revealed. To advance medical education, I give my permission for physicians, nurses, medical students, interns, residents and other individuals who are participating in an educational process approved by the hospital to be present during the operation(s) / procedure(s).
5. I consent to the examination for anatomical purposes and disposal by the hospital of any tissue or body parts which may be removed during the operation / procedure(s).
6. I understand that some physician(s) performing the operation(s) / procedure(s), administering sedation / anesthesia and those physicians providing services involving pathology and radiology, may not be the agents, servants or employees of the hospital nor of one another, and may be independent contractors.
7. I have been advised that prosthetic devices including, but not limited to, dentures, bridges, caps, crowns, fillings, dental implants, etc. are more easily damaged than normal teeth. I have been advised to remove all removable prosthetic devices prior to surgery and I agree that responsibility for loss or damage will be mine if I fail to remove such dental or other prosthetic devices.
8. My physician has explained to me the nature, purpose and possible consequences of the operation(s) / procedure(s) as well as significant risks involved, possible complications, expected post operative functional level, expected alterations in lifestyle / health status and alternative methods of treatment. I further understand that the explanation I have received is not exhaustive and that there may be other, more remote, risks and consequences. I have been advised that a more detailed explanation will be given to me if I so desire. I have received no guarantee or warranty concerning the results / outcome and cure and have been given an opportunity to ask and have my questions answered to my satisfaction.
9. In the event a device is implanted during the operation(s) / procedure(s) and federal law requires the tracking of the device, I consent to the release of my social security number to the manufacturer of the device.
10. The patient is unable to sign for the following reason:
 - The patient is a minor.
 - The patient lacks the ability to make or communicate medical treatment decisions because of: _____

Patient or Legally Authorized Representative

Date

Time

Relationship to Patient

Witness

Date

Time

Please complete this form and bring with you to your procedure.

Your Name: _____

Medication Allergies:

1.	2.
3.	4.
5.	6.

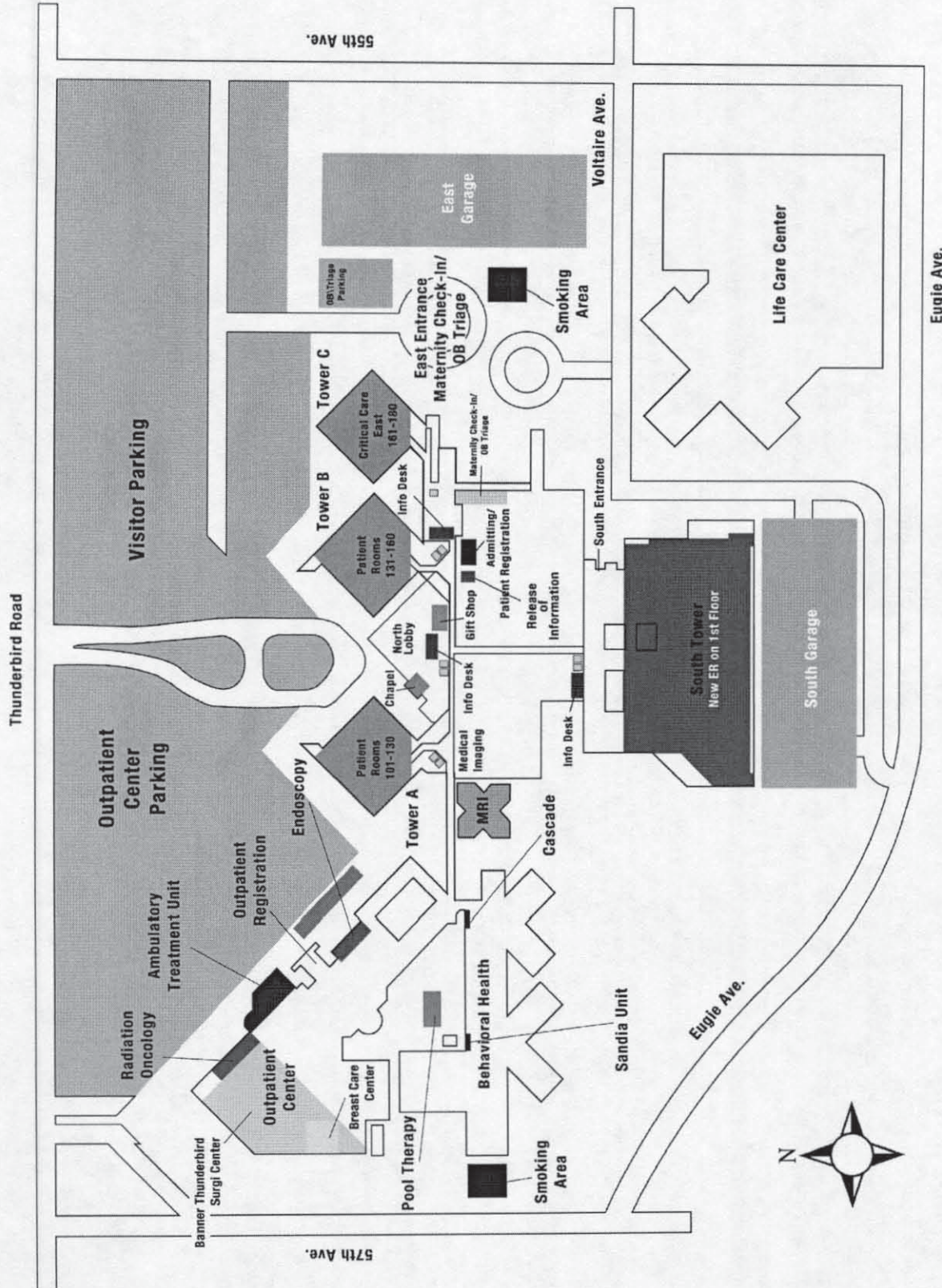
Medications Taken: Prescriptions, Aspirin, Arthritis medications, blood thinner, non-steroidal anti-inflammatory and over the counter medicines.

MEDICATION	DOSE	FREQUENCY	Date Last Taken
1			
2			
3			
4			
5			
6			
7			
8			
9			
10			
11			

Vitamins Herbal Supplements taken:

1	2
3	4
5	6
7	8

Verified BY:



Banner Thunderbird.
Medical Center

5555 W. Thunderbird Road
Glendale, AZ 85306
(602) 865-5555



Banner Estrella Surgery Center

9301 W. Thomas Rd.

Phoenix, AZ 85037

623.388.5700

Scheduling 623.388.5750

www.bannersurgerycenters.com



Welcome to Banner Estrella Surgery Center



Procedures:

At Banner Estrella Surgery Center we are capable of performing a wide variety of outpatient procedures including the following specialties:

- ENT
- GI
- Gynecology
- General Surgery
- Ophthalmology
- Orthopedic
- Pain Management (private room)
- Plastic
- Podiatry
- Urology

We utilize new, state of the art equipment including:

- C-arm
- Mini C-arm
- Olympus endoscopy equipment
- Power systems: TPS & Stryker
- 2 laparoscopy towers
- 2 arthroscopy tower
- NovaSure
- D&C suction
- Alcon Inifiniti Phaco machine
- Diomed venous laser
- Yag laser
- Lithotripter on request
- Zeiss microscope

Banner Estrella Surgery Center offers exactly what surgeons want: cases that start on time, staff that are experienced and modern equipment. The facility is conveniently located on the Banner Estrella campus, directly across from the hospital. The surgery center was thoughtfully designed with large operating rooms, two spacious procedure rooms and beautiful interior design.

Banner Estrella Surgery Center is proud of our staff and promotes a friendly yet professional atmosphere with a customer-service focus.

We invite you to join the many other satisfied surgeons who have made the most of their time by utilizing Banner Estrella Surgery Center.

Banner Estrella Surgery Center Features:

- Opened Fall 2005
- Convenient location across the street from Banner Estrella Medical Center
- Separate parking area

- Committed, experienced staff
- Kind, caring nurses
- Patient satisfaction at 93%
- Fast room turnover
- Most insurances accepted
- 4 operating rooms, 2 procedures rooms
- Full time dedicated endoscopy staff
- Full time dedicated operating room staff
- Pain Management Program
- Excellent, competitive cash pricing
- We arrange anesthesia for cases
- Partnership investment opportunities available
- Separate recovery area for pediatrics and endoscopy
- Family interaction in pre-op and recovery
- Customer-service oriented staff
- Responsive, friendly administration

PacifiCare Commercial and Medicare
 Secure Horizons SHS Medicare
 PacifiCare Secure Horizons Medicare Advantage
 Phoenix Area Indian Health Service
 Phoenix Health Plan
 Private Health Care Systems
 SCF of Arizona
 Schaller Anderson
 TriCare
 United Health Care of AZ
 USA Managed Care Organization

Credentialing:

Credentialing for physicians is fast and free through Banner Surgery Centers Corporate Office. Please call for an application – 602.216.1340.

Partnership Opportunities:

Banner Estrella Surgery Center has partnership investment opportunities available. Please inquire for further details.

Our Mission:

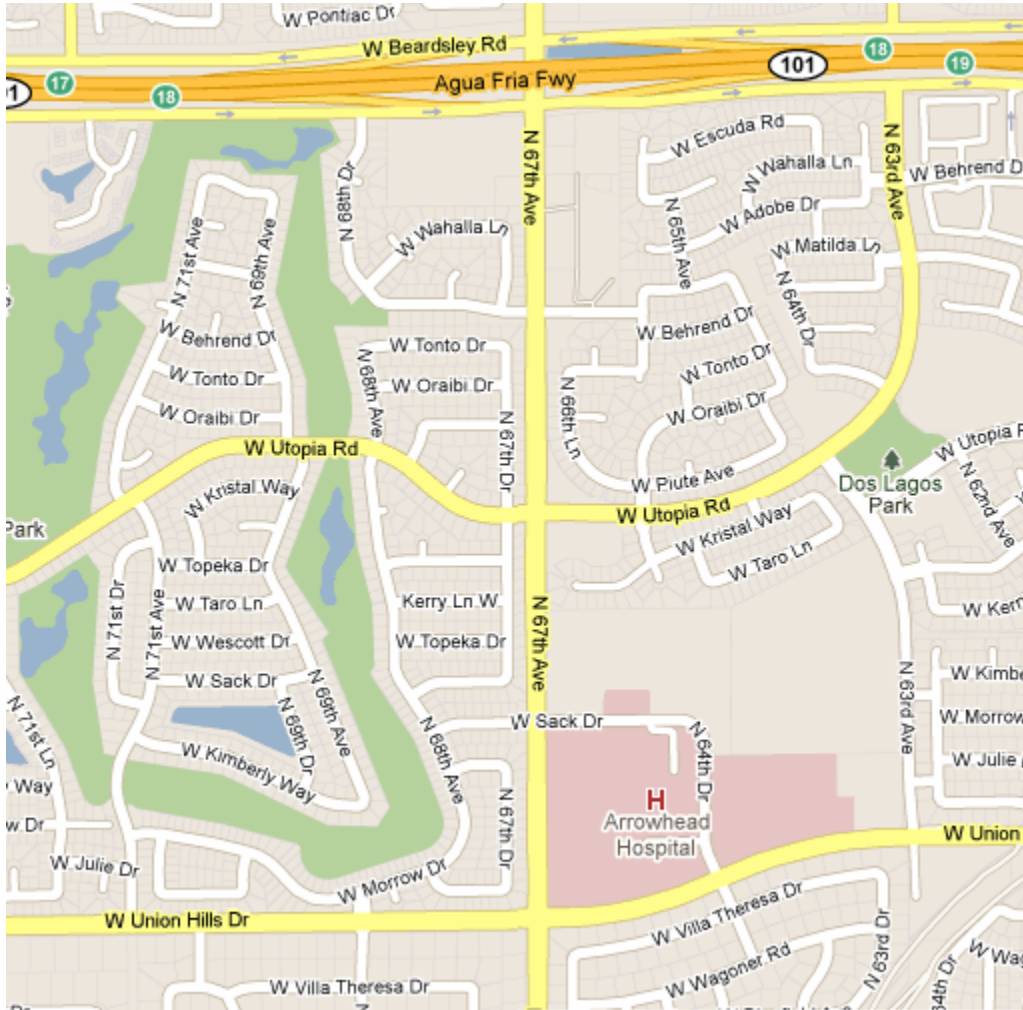
We exist to make a difference in people's lives through **excellent patient care.**



We accept most major insurance plans including:

- Accountable Health Plans
- Aetna
- Arizona foundation for Medical Care
- AHCCCS
- Arizona Medical Network
- Banner choice
- Banner Physician Hospital Organization
 - Health New Medicare Advantage
 - PacifiCare Medicare Plus Choice
- Beech Street
- Blue Cross and Blue Shield of AZ
- Care 1st Healthplan of AZ – AHCCCS
- CCN Inc – PPO/Workers Comp
- Cigna
- Corvel-Industrial
- First Health
- Great Western Healthcare
- Health Dimensions
- Health Management Network
- Health Net Inc.
- Humana
- Integrated Health Plan
- Lifewise Health Plan of AZ
- Mercy Care Plan

Arrowhead Hospital
18701 N 67th Avenue
Glendale, Az 85308



**OutPatient Center is located behind the hospital